

LETTERING PRACTICE WORKSHEET

FOR DUAL BRUSH PENS

Congratulations on taking the first steps to getting started lettering! On the following pages you'll find practice strokes, lowercase letters and uppercase letters, along with a blank practice worksheet. Print these practice worksheets as many times as you like to help you practice while you learn how to letter.

Printing Instructions:

Choose "Fit to page" when printing this pdf. In order to preserve the tips of your brush pens, we recommend either printing on a very smooth printer paper such as HP Premium Choice Laserjet Paper, or using a sheet of tracing paper or marker paper over the top of your printed worksheet to practice. We do not recommend using your brush pens on regular copy paper.



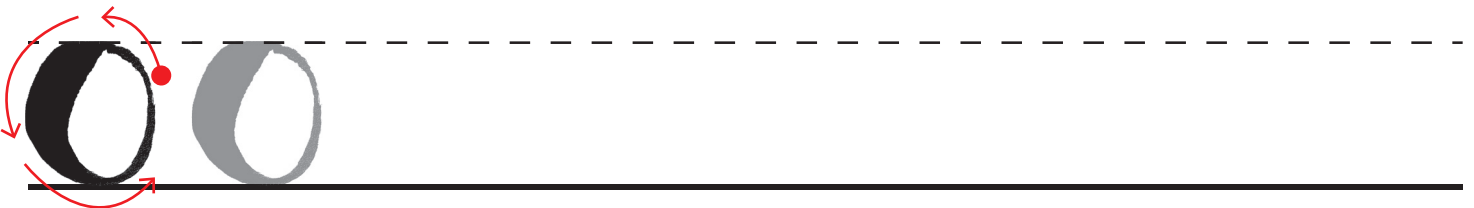
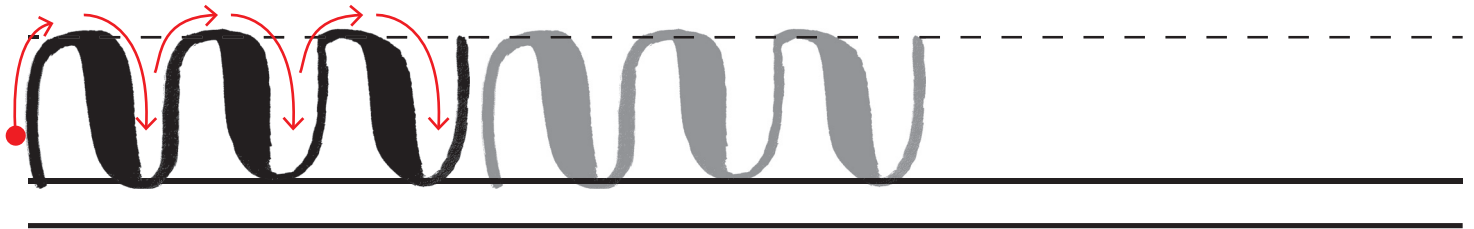
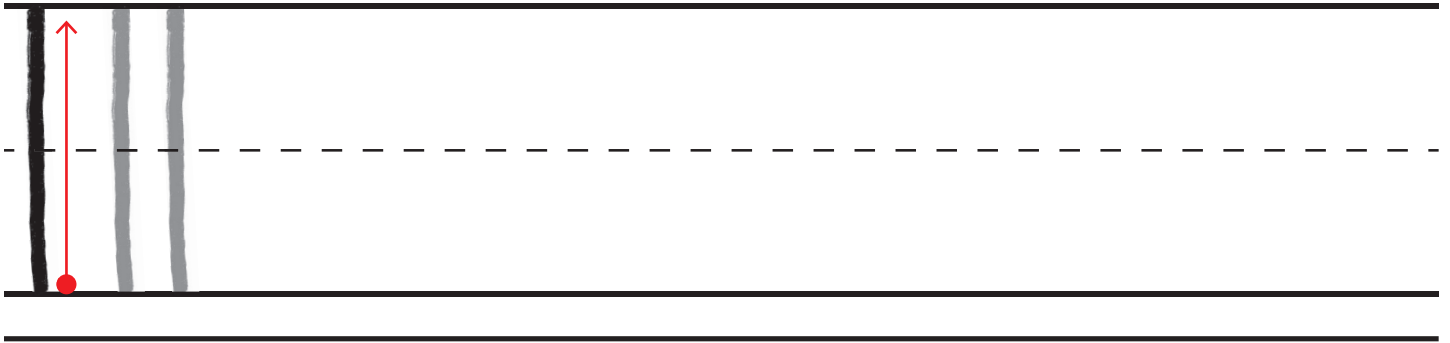
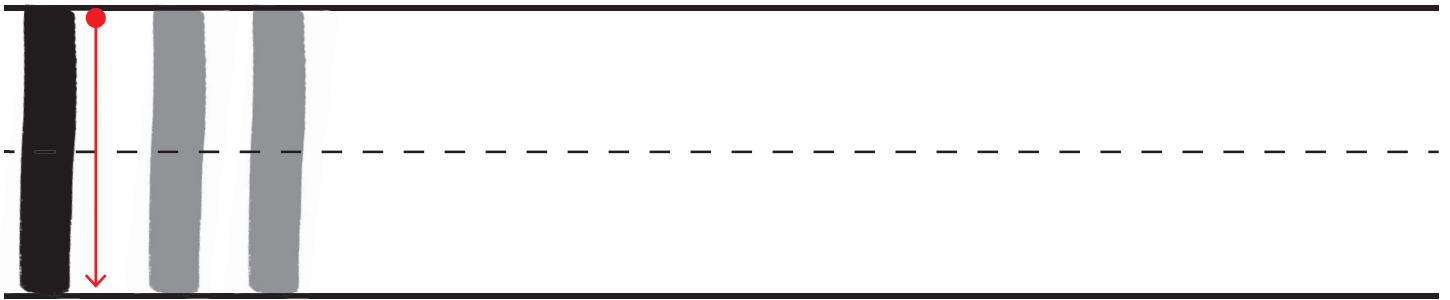
LETTERING PRACTICE WORKSHEET

FOR DUAL BRUSH PENS

Handwriting practice lines consisting of solid top and bottom lines with a dashed midline, repeated across the page.

LETTERING PRACTICE WORKSHEET

FOR DUAL BRUSH PENS



a a a

b b b

c c c

d d d

e e e

f f f

g g g

h h h

i i i

j j j

k k k

l l l

m m m

n n n

o o o

p p p

q q q

r r r

s s s

t t t

u u u

v v v

w w w

x x x

y y y

y y y

UPPERCASE ALPHABET

A A A

B B B

C C C

LETTERING PRACTICE WORKSHEET
FOR DUAL BRUSH PENS

D D D

E E E

F F F

G G G

H H H

d d d

g g g

k k k

L L L

m m m

N N N N

O O O

P P P

Q Q Q

R R R R

LETTERING PRACTICE WORKSHEET
FOR DUAL BRUSH PENS

S S S

T T T

W W W

V V V

W W W

x x x

y y y

z z z

NUMBERS & SYMBOLS

0 0 0

1 1 1

2 2 2

3 3 3

4 4 4

5 5 5

6 6 6

7 7 7

8 8 8

9 9 9

! ! !

LETTERING PRACTICE WORKSHEET

FOR DUAL BRUSH PENS

? ? ?

& & &

Blank handwriting practice lines consisting of solid top and bottom lines with a dashed midline.