

# OUR TOP PAPER PAIRINGS FOR YOUR DUAL BRUSH PENS



Dual Brush Pens work with a huge variety of papers, including watercolor paper, mixed media paper, vellum, drawing paper and scrapbook cardstock. The technique you're using will affect which paper is best for your project. We have listed our favorite papers for five top techniques using the Dual Brush Pens.

## HANDLETTERING

Placing color directly on to the paper, while drawing your letters.



Canson Bristol Vellum 2-ply 100 lb



Canson 1557 Drawing 80 lb Cream



Crescent Marker Board Med. Weight, Hot Press

## WATERCOLOR BLENDING

Placing color directly on to the paper, then blending with a waterbrush or paintbrush and water.



Canson Montral Watercolor 140 lb Cold Press




Strathmore Imperial Watercolor 140 lb Hot Press




Crescent Watercolor Board, Premium Hot Press

## INDIRECT BLENDING


Placing color on to the Blending Palette, then picking up with the Tombow Colorless Blender Pen.




Canson Mix Media 138 lb



Canson Vidalon Vellum Transparent 55 lb




Strathmore 500 Drawing Medium 106 lb




Crescent Marker Board Med. Weight, Hot Press

## DIRECT BLENDING


Placing color directly onto the paper, then blending using the Tombow Colorless Blender Pen.




Strathmore Aquarius II 80 lb Cold Press



Canson Mix Media 138 lb



Canson Watercolor 90 lb Cold Press



Crescent Marker Board Med. Weight, Hot Press

## DIRECT TO PAPER

Placing color directly on to the paper, without using a blending tool.




Epson Glossy Photo 68 lb



Canson Pro Layout Marker 18 lb



Canson Mix Media 138 lb



Crescent Marker Board Med. Weight, Hot Press